




CORE THEME

WORKFORCE PREPARATION




Students will demonstrate the knowledge and skills necessary to access employment in their chosen industry.

METRIC	BENCHMARK	CURRENT	ANNUAL TARGET	STATUS
% of students demonstrating proficiency of program learning outcomes	79%	89%	85%	
% graduates placed in employment and/or further education	75%	70%	78%	
% of students passing licensing exams	89%	89%	85% average	

CORE THEME

STUDENT SUCCESS




Our students will complete their program at equitable rates and on time.

METRIC	BENCHMARK	CURRENT	ANNUAL TARGET	STATUS
% of students retained fall to fall	55%	51%	56%	
% of students earning a credential in 150% time	44%	50%	48%	
% of students completing college-level English and math in a year	19%	33%	24.4%	

CORE THEME

INSTITUTIONAL SUSTAINABILITY




CPTC will operate in a sustainable manner that enables us to prepare an educated workforce for the South Puget Sound.

METRIC	BENCHMARK	CURRENT	ANNUAL TARGET	STATUS
Total annualized student FTE (state-supported)	3,915	3,053	4,282	
% of institutional revenue from the state	61%	74%	59%	
% employee turnover	8%	10.4%	7%	

CORE THEME

EQUITY

CPTC will cultivate an inclusive institutional culture and campus climate by valuing diversity and promoting equitable opportunities for all.

METRIC	BENCHMARK	CURRENT	ANNUAL TARGET	STATUS
% of students satisfied with campus climate	89%	88%	90%	
% completion gap between white and African-American students	17%	18%	10%	
% difference in employees and students of color	30.25% gap	29% gap	20%	

LEGEND:

ONGOING 

GOAL MET 

GOAL IN PROGRESS 

GOAL NOT MET 

CORE THEME
WORKFORCE PREPARATION

Students will demonstrate the knowledge and skills necessary to access employment in their chosen industry.

METRIC	DATA SOURCE	DENOMINATOR	UPDATE	LAST UPDATED
% of students demonstrating proficiency of program learning outcomes	CPTC IOA Manager	Students in classes performing assessment	AUG	5/2021
% graduates placed in employment and/or further education	SBCTC DLOA dataset–2019-20 grads	Students who graduated from CPTC	FEB	3/2022
% of students passing licensing exams	Licensing bodies 2017-2020	Students who took or retook licensing ex-ams (with Ns)	AUG	5/2021

CORE THEME
STUDENT SUCCESS

Our students will complete their program at equitable rates and on time.

METRIC	DATA SOURCE	DENOMINATOR	UPDATE	LAST UPDATED
% of students retained fall to fall	CPTC IE–All students, Fall 2020 to Fall 2021	All students entering CPTC in Fall 2020	FEB	3/2022
% of students earning a credential in 150% time	CPTC IE–traditional (2017-18 cohort)	Degree-seeking students	AUG	3/2022
% of students completing college-level English and math in a year	CPTC IE–Fall 2020 award-seeking	Award-seeking students	NOV	3/2022

CORE THEME
INSTITUTIONAL SUSTAINABILITY

CPTC will operate in a sustainable manner that enables us to prepare an educated workforce for the South Puget Sound.

METRIC	DATA SOURCE	DENOMINATOR	UPDATE	LAST UPDATED
Total annualized student FTE (state-supported)	CPTC IE–2020-21 state-funded	State-supported FTE	AUG	1/2022
% of institutional revenue from the state	CPTC F&A–FY22	Operational revenues	NOV	3/2022
% employee turnover	CPTC HR - 2021	Avg. monthly employment	AUG	1/2022

CORE THEME
EQUITY

CPTC will cultivate an inclusive institutional culture and campus climate by valuing diversity and promoting equitable opportunities for all.

METRIC	DATA SOURCE	DENOMINATOR	UPDATE	LAST UPDATED
% of students satisfied with campus climate	NASE Winter 2022	Students taking NASE survey and answering Q	AUG	3/2022
% completion gap between white and African-American students	CPTC IE–2017-18 3 year completion	Degree-seeking students	AUG	3/2022
% difference in employees and students of color	SBCTC em-ployee dash-board Fall 2021, IE dash-board excluding unknowns Fall 2021 (no award seek fil-ter)	Employees and students reporting race/ethnicity	FEB	5/2021