



**Board of Trustees Regular Meeting
Rotunda, Building 3**

Wednesday, February 19, 2020

Study Session: Canceled

Regular Meeting: 4:00-5:20 p.m.

Agenda

4:00	Call to Order, Flag Salute, Introductions	Mark Martinez	
	Adoption of Agenda	Mark Martinez	
	<i>Action</i>		
	Approval of the Regular Meeting Minutes of	Mark Martinez	Tab 1
	January 8, 2020		
	<i>Action</i>		
4:05	President’s Report	Joyce Loveday	
	• Student Success Speaker		
	• Policy Updates		
	• All-Staff In-service		
	• ACCT Legislative Conference		
	• Discuss Changing Date of May BOT Meeting		
	• Miscellaneous		
4:20	Other College Reports or Highlights:		
	<u>ASG Report</u>	Crystal Cox	Tab 2
	<u>CPTC Foundation Update</u>	Janet Holm/Lori Banaszak	Tab 3
	<u>Winter Quarter Enrollment Update</u>	Micalah Pieper/Tracey Songao	Tab 4
	<u>FY19-20 2nd Quarter Budget Report</u>	Lisa Wolcott	Tab 5
4:50	Chair’s Report	Mark Martinez	
4:55	Board Reports and/or Remarks	All	
5:00	Public Comments	Mark Martinez	
5:05	New Business	Mark Martinez	

5:10 Executive Session Mark Martinez

The Board may hold an executive session for purposes allowed under the Open Public Meetings Act. Legal purposes include, to consider acquisition or sale of real estate; to review negotiations of publicly bid contracts; to receive and evaluate complaints or charges brought against a public officer or employee; to evaluate the qualifications of an applicant for public employment; to review the performance of a public employee; and to discuss with legal counsel matters relating to agency enforcement actions, litigation, or potential litigation. Before convening in executive session, the Board Chair will publicly announce the purpose for executive session and the time when the executive session is expected to conclude.

5:10 Adjournment Mark Martinez

All Board meetings will be recorded.



**Board of Trustees Regular Meeting
Rotunda, Building 3**

Wednesday, January 8, 2020

Study Session: 3:00-4:00 p.m.

Regular Meeting: 4:00-5:20 p.m.

Minutes

Call to Order: Chair Martinez called the Board of Trustees Regular Meeting for Clover Park Technical College (CPTC) to order on January 8, 2020, at 3:00 p.m.

Board of Trustees Present:

Mark Martinez, Chair
Lua Pritchard

Eli Taylor

College President: Dr. Joyce Loveday

Assistant Attorney General (AAG): Justin Kjolseth

Excused Absences: Carol Mitchell, Trustee; Wayne Withrow, Trustee

Other Attendees:

Larry Clark, VP, Finance & Admin.
Dr. Tawny Dotson, VP, Strategic Devel.
Mabel Edmonds, VP, Instruction
Shareka Fortier, Exec. Dir., EDI
Scott Latiolais, VP, Student Success
Lisa Beach, Dir., Compliance
Samantha Dana, Dir., Inst. Research/Grants
Story Gilmore, Asst. Dir., Student Life

Michelle Hillesland, Dean
Pamela Jeter, Dir., IT
Christian Kroiss, Mgr., Security
June Nelson, ASG Officer/Student
Jenna Pollock, Assoc. Dean
Brandon Rogers, Assoc. Dean
Cherie Steele, Exec. Asst. to the President
Lisa Wolcott, Dir., Budget/Finance

Core Theme Update/Student Success (Tab 1)

Scott Latiolais and Samantha Dana presented the attached report. Trustee Taylor noted that the retention, graduation, and math and English in one-year equity rates are lower for African American students. He asked what the College will do with this information now. Some strategies:

- Students are taking a pilot class this year, a co-requisite for college math and technical math.
- There are overall achievement gaps with some ethnic groups not doing as well. The ED, EDI is working with faculty on this issue.
- Guided Pathways is designed to help with the achievement gap, as well as overall completion and retention. This is happening across institutions, and everyone is paying attention.
- CPTC has applied for the Trio Grant to help students of color and the economic gap.

Tenure Review Process (Tab 2)

President Loveday explained the tenure review process, and AAG Justin Kjolseth explained the Board of Trustees' role in the process.

New Broadcast Ownership Questionnaire

CPTC has a radio station on campus, which is leased to WSU to run a Public Broadcasting Station that features classical news. The Federal Communications Commission has a new requirement that each member of the governing board and the officer of a broadcast station license must answer and submit a Broadcast Ownership Questionnaire. Trustees completed their forms and returned them to Mr. Clark for submission.

General Discussion

There was no general discussion.

Adjournment

Chair Martinez adjourned the Study Session at 3:31 p.m.

Regular Agenda

Call to Order: Chair Martinez called the Board of Trustees Regular Meeting for Clover Park Technical College (CPTC) to order on January 8, 2020, at 3:59 p.m.

Board of Trustees Present:

Mark Martinez, Chair
 Lua Pritchard

Eli Taylor

College President: Dr. Joyce Loveday

Assistant Attorney General (AAG): Justin Kjolseth

Excused Absences: Carol Mitchell, Trustee; Wayne Withrow, Trustee

Other Attendees:

Larry Clark, VP, Finance & Admin.
 Dr. Tawny Dotson, VP, Strategic Devel.
 Mabel Edmonds, VP, Instruction
 Shareka Fortier, Exec. Dir., EDI
 Scott Latiolais, VP, Student Success
 Dion Alexander, Math Instructor
 Kristen Bate, BAS Degrees
 Lisa Beach, Dir., Compliance
 Celva Boon, Dir., Student Aid/Scholarships
 Thomas Chesnes, Manuf. Eng. Inst.
 Suzanne Cooke, Accounting Inst.
 Cristeen Crouchet, Dir., Workforce Devel.
 Samantha Dana, Dir., Inst. Research/Grants
 Loren Davis, Dir., NWCTHS
 Lucy Dorum, Accounting Inst.
 Story Gilmore, Asst. Dir., Student Life
 Michelle Hillesland, Dean
 Pamela Jeter, Dir., IT
 Dean Kelly, Dean, Student Success
 Dr. Claire Korschinowski, Dean

Christian Kroiss, Mgr., Security
 Julie Lancour, Faculty Counselor
 Everick Lander, Auto Inst.
 Dr. Brian Lee, cteLink Proj. Mgr.
 Dr. Chris Chen Mahoney, Dean
 C. J. Meyer, Program Assistant
 June Nelson, ASG Officer/Student
 Joseph Ortiz, Comp. Prog. Inst.
 Jenna Pollock, Assoc. Dean
 Brandon Rogers, Assoc. Dean
 Jason Sawatzki, Mechatronics Inst.
 Tracey Songao, Registrar
 Karlee Sorenson, Esthetics Sci. Inst.
 Don Souza, CNISS Inst.
 Cherie Steele, Exec. Asst. to the President
 Jeffrey Turner, CNISS Inst.
 Kirk Walker, Dir., Human Resources
 Carl Wenngren, Mechatronics Inst.
 Jennifer Whipple, Esthetics Sci. Inst.
 Lisa Wolcott, Dir., Budget/Finance

Adoption of the Agenda

MOTION:

Motion to adopt the agenda, as presented, was made by Trustee Pritchard and seconded by Trustee Taylor. Motion was approved unanimously.

Approval of Minutes (Tab 3)

MOTION:

Motion to approve the minutes of the Regular Board meeting of November 13, 2019, as presented, was made by Trustee Taylor and seconded by Trustee Pritchard. Motion was approved unanimously.

President's Report (Tab 4 and Attachment 1)

Student Success Speaker

Dianetta (Dee) Ladson is an 18-year veteran, who was transitioning to civilian life as a single mother. She began at CPTC in the Surgical Technician Program and was urged to try Human Services, since she likes helping people. Everyone at CPTC – reception, advising/counseling, enrollment, VA certifying specialist, to the faculty and staff – made Dee feel welcome and have been extremely helpful. Ms. Ladson was asked to work part-time in the Veterans office, and that's her purpose, to help other veterans stay in school.

Other College Reports or Highlights

ASG Report (Tab 5)

June Nelson, ASG Vice Chair of Civic Engagement, presented the attached report.

Instruction Report – Mechatronics BAS Development (Tab 6)

Dr. Korschinowski explained that CPTC is in the approval process to begin the BAS in Mechatronics Program in fall 2020. There is currently a high demand for the program. Mr. Sawatzki and Mr. Wenngren offered the attached presentation.

Trustee Taylor asked if job and salary outlook information data for Mechatronics was pulled from Pierce County. Mr. Sawatzki replied that he would send The Statement of Need to the Trustees. Chair Martinez noted there are several career paths and asked what the average starting wage is for students in this job market. Mr. Wenngren stated \$30 plus an hour, \$40 or \$50 is not unheard of, depending on the student's background. Students who graduated with an associate's degree started working for \$75,000 per year, with no prior experience in the industry.

Chair's Report

Chair Martinez attended the quarterly Pierce County Coordinating Council (PCCC) meeting. His role was to talk about capital needs, because he is in the construction business. The total need is \$270 million system-wide. Unfortunately, legislators only have approximately \$70 million this biennium for capital projects.

This leads to advocacy. He asked attendees to let legislators know about the good things we do at CPTC, and students make a huge impact when talking with legislators.

Board Reports and/or Remarks

No Board reports.

Public Comments

No public comments.

New Business**New Tenure-Track Faculty Introductions** (Tab 6)

Ms. Edmonds asked the new tenure-track faculty members to introduce themselves to the Board of Trustees.

Executive Session

No Executive Session.

Next Meeting

February 19, 2020, at the Lakewood campus.

Adjournment

Chair Martinez adjourned the Regular Meeting at 4:50 p.m.

Dr. Joyce Loveday
President
College District Twenty-Nine

Mark Martinez
Chair, Board of Trustees
College District Twenty-Nine



Associated Student Government February 2020

Highlights

Winter Fest and the yearly celebration of winter included food, music, a photo booth, activities, and resource tables hosted by student organizations and college departments. The annual canned sculpture competition produced food donations for the CPTC Food Pantry from the following groups: Club Defiance, Nursing, Design & Engineering, Dental Assistants Clubs and the CNISS Program.

Increasing Student Advocacy

The Civic Engagement Committee and Dr. Loveday attended the CTC Advocacy Day at the State Capitol on January 23. The delegation participated in meetings with representatives, took a self-guided tour of the capitol campus, and participated in the WACTCA meeting. Students met with representatives from the offices of Representatives Irwin (31st), Pellicciotti (30th), Caldier (26th), and Senators Fortunato (31st), O'Ban (28th), and Zieger (25th).

Student leaders attended "Coffee with the Lakewood Mayor" on the morning of February 11. At the meeting, a speaker from Census 2020 presented to the group, unfortunately the Mayor, Don Anderson, was not able to make it this week. This meeting happens the first Tuesday of every month at 7:30 a.m. at St. Clare Hospital.

Partnership Highlights

This quarter's "Student Success Social" is coming up on Thursday, March 5, from 12-3 p.m. in the Student Leadership & Service Center. This open-house style event is intended to recognize the accomplishments and milestones of CPTC students on their journey towards graduation. The pre-determined milestones are: completing 15-credits or 45-credits, passing a Math 100 or English 100-level class.

Shared Governance

The 2020-2021 Services & Activities (S&A) Fee budgeting process continues. Budget requests were due February 7 with budget hearings scheduled for February 19-21. Allocation decisions should be made by February 28. Last year (June 2019) the Board approved an S&A operating budget of \$850,703 to 30+ organizations and initiatives.

The Student Government re-authorized the formation of a Student Technology Fee Task Force that has been tasked to create a fully-developed fee proposal by March 2020. If approved, this voluntary fee will allow future students the ability to allocate one-time funds to technology projects and ongoing support for technologies that impact campus life, student success, and learning. Find out more about the proposal and process by visiting:

www.cptc.edu/tech-fee-proposal

The remaining Student Government meetings this quarter are as follows: Monday, February 24, March 9, and March 16 from 3:00-4:00 p.m. in Building 23, Room 112 (classroom).

By The Numbers

- 431** bus passes distributed in winter qtr.
- 875** PB&Js distributed between Jan. 1-30
- 235** Student attendance at events in Jan.
- 301** Attendees at Winter Fest

Upcoming Events

Student Success Social

February 25, 12-3 p.m. – Building 23, SLSC

Health & Safety Fair

February 27, 11 a.m.-1 p.m. - Building 23, Ballroom

On Campus Movie Night (Frozen II)

March 6, 6:30 p.m. - Building 23, Ballroom

De-Stress Events

March 10-12, 11 a.m.-1 p.m. – Building 23, Various Locations

CPTC Foundation Update

Janet Holm

Development Director

Lori Banaszak

Foundation Board President



Lori Banaszak

- 22 years within the two-year technical college system in Washington State (13 years at Bates, 9 years at Clover Park)
- At CPTC served as a Dean supporting Allied Health, the Dean for New Program Development, and as the Vice President of Instruction
- After retiring in 2013 I've has been working as an educational consultant helping other colleges and universities



Foundation Board Leadership for 2020

Board President– Lori Banaszak

Retired CPTC VP of Instruction

Vice President – Joe Lydic

ProAmpac – CPTC Graphics Program Alum

Secretary – Caroline Henry

Washington State Employee Credit Union

Treasurer – Mary Green

Retired School Administrator



CPTC Foundation

- The CPTC Foundation is a 501c 3 nonprofit organization associated with Clover Park Technical College
- We provide services the college cannot legally perform including the acceptance of donations and gifts, ***emergency assistance***, ***scholarships*** and support for areas of greatest need through funding sources that will not give to the College



Emergency Assistance

In 2019 the Foundation supported 58 students with \$14,579.38 for emergency assistance:

- Rent: 46
- Utilities: 25
- Bus Pass: 0
- Books: 1
- Other: 5 (vet bill, gas, food, over the counter meds)

Scholarships

- Total Dollars Awarded for 2019 was \$108,000.
Total disbursed was \$99,400
- Changes for 2020 Applicants:
 - In order to have our scholarships accessible for more students at CPTC, the Foundation Board voted to lower the GPA requirement from a 3.0 to a 2.0

Scholarship Recipient Demographics




- 66.2% are in the first 4 quarters of their program
- 24.4% are single parents
- 42.6% are first generation college students
- 1.6% are active duty military
- 11.1% are veterans
- 92.8% are US citizens or have applied for citizenship
- 4.2% have reported being homeless within the 90-day period of applying for a scholarship
- 15.7% have a disability

2019 Scorecard

Increase Foundation/institutional excellence support through annual giving.

Increase total annual donors to 600. 2017 Total Donors: 344; 2018 Total Donors: 547	As of Dec 31 2019: 434	
Increase total recurring payroll giving donors to 140. 2017 Total: 75; 2018 Total: 72	As of Dec 31 2019: 96.25 payroll donors	
Raise (gross) > \$55,000 at all Foundation events.	As of Dec 31 2019: \$92,078	
Raise (gross) > \$245,000 total dollars in 2019. 2017: \$227,439; 2018: \$237,811	As of Dec 31 2019: \$818,973	

Key:

	Achieved greater than 70% of goal		Achieved between 30-69% of goal		Achieve below 0-29% of goal
---	-----------------------------------	---	---------------------------------	---	-----------------------------



2019 Scorecard, Cont.:

Build a culture of philanthropy through example.

Achieve 100% giving at any level by CPTC Foundation Board, CPTC Board of Trustees, CPTC Executive Team.

As of Dec 31 2019:
23 of 25



Expand Foundation Board membership through recruiting new members.

Add 3 new Foundation Board members.

2 of 3



2019 Scorecard, Cont.

Develop the Foundation Board's commitment to the Foundation.		
Board member attendance at 2 of 3 major fundraising events (Scholarship Dinner, Scramble Fore Scholarships, Trek4Tech)	As of Dec 31 2019: 5 of 15	
Board members support, with time, talent, or treasure, 2 of 3 major fundraising events.	As of Dec 31 2019: 6 of 15	
Board member attendance at Foundation Board meetings exceeds 75%.	As of Dec 31 2019: 53.8%	
75% Foundation Board attendance at CAMT Grand Opening (9/20/2019)	4 of 15: 26.6%	

In 2019, the CPTC Foundation raised over \$1 million dollars in cash and non-cash goods.

Cash: \$818, 973.24*

Non-Cash: \$256,015.44

* \$550,000 from Eva Gordon donation.



2020 Scorecard

Increase Foundation/institutional excellence support.

Increase total annual donors to 600.
2018: 547; 2019: 404

Increase total recurring payroll donors to 117.
2018 Average: 72; 2019 Ave.: 96.25

Raise (gross) > \$75,000 at all Foundation events.
2019: \$91,579

Raise (gross) > \$245,000 total dollars in 2020.
2018: \$237,811; 2019: \$818,973*

Increase CPTC Endowment Corpus to \$1.2M.
2018: \$988K 2019: \$1,039,755



2020 Scorecard, Cont.

Increase support to students.

50% of all applicants to CPTC Scholarship programs receive a scholarship.
2017: 40.7% 2018: 52.9%* 2019: 41.1%**

Build a culture of philanthropy through example.

Achieve 100% giving at any level by CPTC Foundation Board, CPTC Board of Trustees, CPTC Executive Team.

Expand Foundation Board membership through recruiting new members.

Add 3 new Foundation Board members.

Develop the Foundation Board's commitment to the Foundation.

Board members support, with time, talent, or treasure, 2 of 3 major fundraising events.

Board member attendance at Foundation Board meetings exceeds 75%.



YOU ARE INVITED!

2020 SCHOLARSHIP
**CELEBRATION
DINNER**



MCGAVICK CONFERENCE CENTER

Lakewood Campus, 4500 Steilacoom Blvd. SW, Lakewood, WA 98499

FRIDAY, MAY 8, 5:30 P.M.

<http://friendsofclloverpark.org/scholarship-dinner>



CP
TC

Other upcoming events:

CPTC Golf Tournament

- Saturday July 11th
- 8:00am start
- High Cedars Golf Course



CPTC 3rd Annual Andy Fritz Memorial Trek for Tech, a

- **5K VERY Fun Run**
- Saturday July 25th
- 8:00am start
- Lakewood Campus



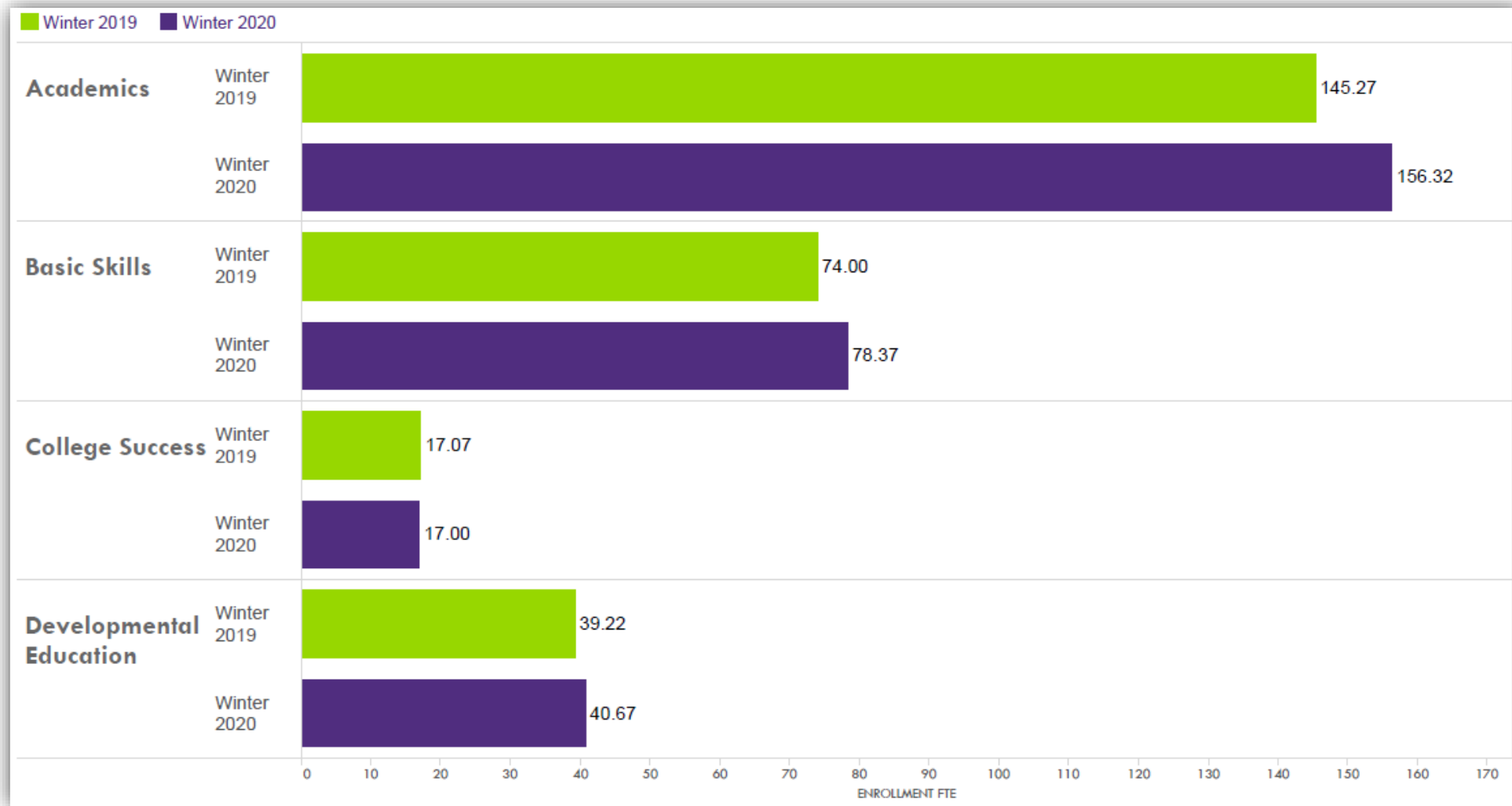
Questions

Winter 2020 Enrollment



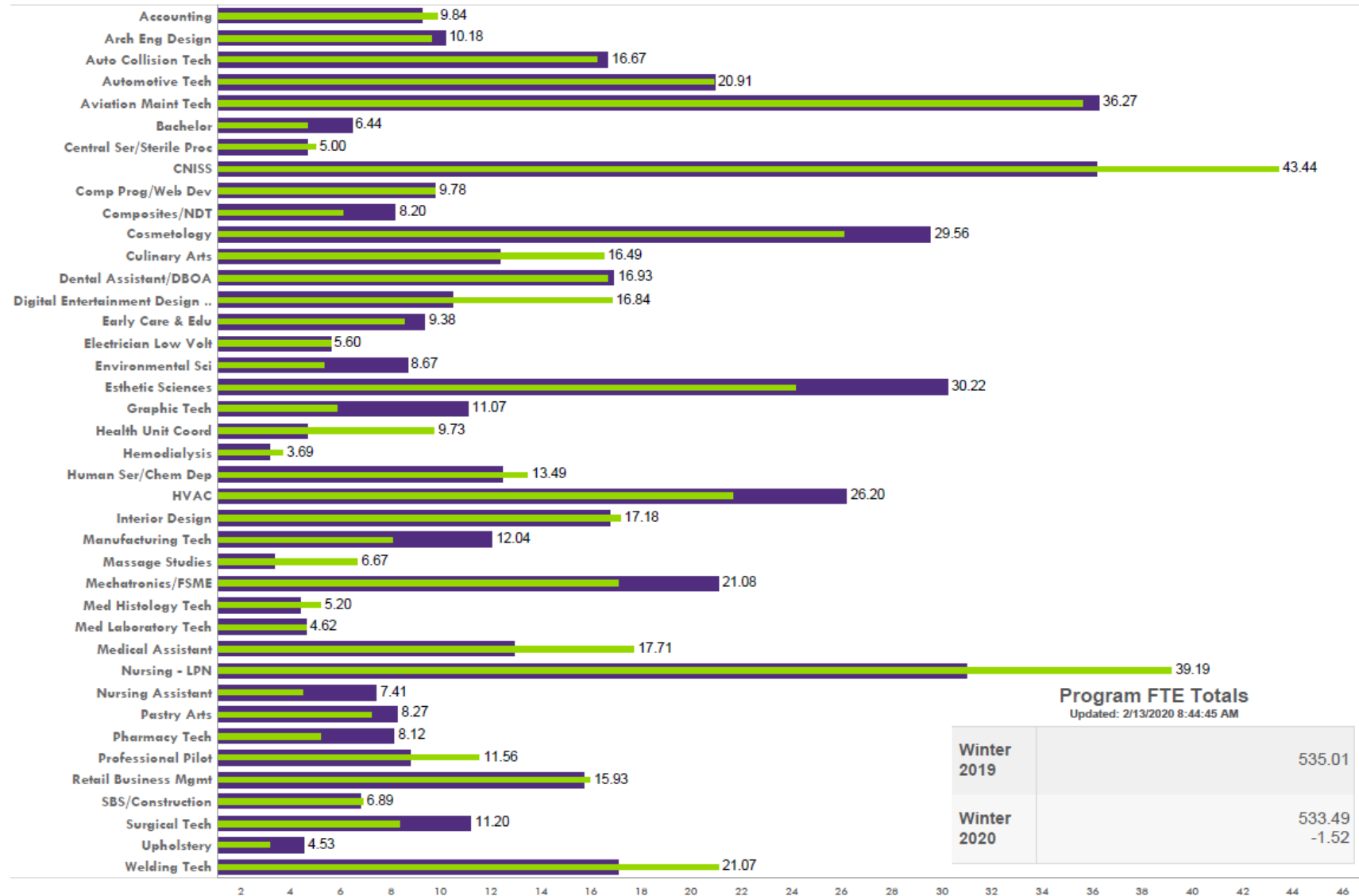
Compared to winter 2019: +9.25 FTEs + 0.9%

Academics and Developmental Education



Professional-Technical Programs

■ Winter 2019
■ Winter 2020



How is CPTC doing?

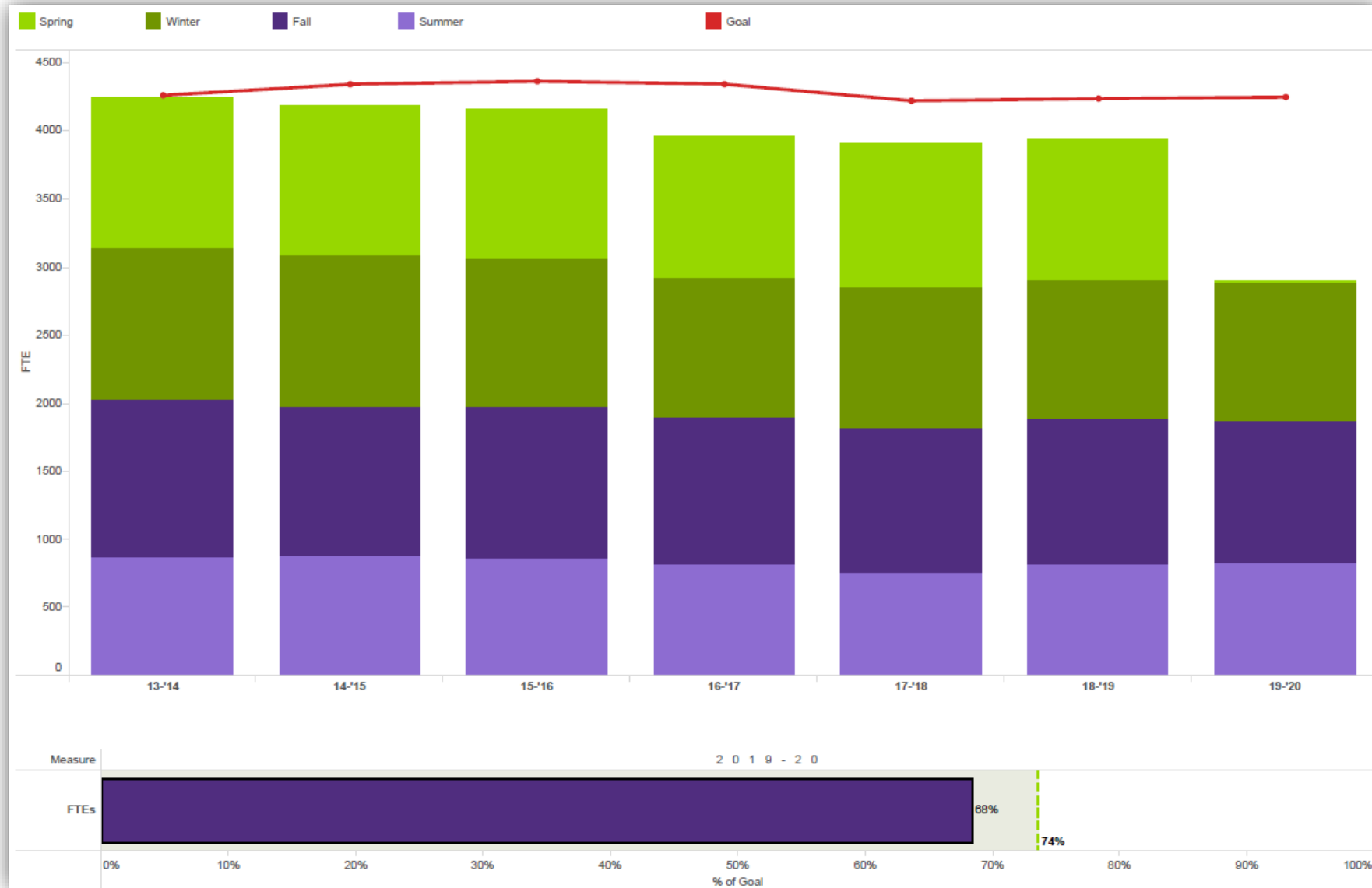
Top Growth in FTEs

1. Esthetic Sciences	+6.09 FTEs
2. Graphic Technologies	+5.18 FTEs
3. HVAC	+4.53 FTEs

Largest Decline in FTEs

1. Practical Nurse	-8.18 FTEs
2. CNISS	-7.24 FTEs
3. Digital Ent Design	-6.33 FTEs

State Allocation Goal





FY2019-2020

2nd Quarter

Period Ending

December 31, 2019

Prepared by:
Finance Department

Clover Park Technical College
Statement of Revenue and Expenditure by Fund Source
FY2019-20 Period Ending December 31, 2019

Cumulative beginning July 1, 2019

Revenues				Balance	% Received	Expenditures				Net to Date
Fund	Description	Budget	YTD			Budget	YTD	Balance	% Expended	
001	State Allocations	18,342,531	8,107,082	10,235,449	44%	18,342,530	8,107,082	10,235,448	44%	-
060	Capital Debt	2,514,750	759,875	1,754,875	30%	2,514,750	759,875	1,754,875	30%	-
08A	Education Legacy Trust	2,254,778	902,492	1,352,286	40%	2,254,778	902,492	1,352,286	40%	-
489	Pension Funding	999,601	798,223	201,378	80%	999,601	798,223	201,378	80%	-
24J	WorkForce Acct	1,388,072	218,200	1,169,872	16%	1,388,072	218,200	1,169,872	16%	-
149	Operating Fees/Tuition	10,529,131	7,718,590	2,810,541	73%	10,529,131	4,987,268	5,541,863	47%	2,731,322
Operating Subtotal		36,028,862	18,504,460	17,524,403	51%	36,028,862	15,773,139	20,255,723	44%	2,731,322
145	Grants and Contracts	5,872,261	2,332,878	3,539,383	40%	5,687,403	2,112,316	3,575,087	37%	220,562
146	Local Contracts	378,849	180,735	198,114	48%	378,849	81,863	296,986	22%	98,872
147	Plant	4,079,549	2,726,338	1,353,211	67%	4,079,549	3,290,027	789,522	81%	(563,688)
148	Local Dedicated	2,286,381	1,519,036	767,345	66%	2,251,657	1,123,186	1,128,471	50%	395,850
522	Associated Students	911,408	791,756	119,652	87%	911,408	513,182	398,226	56%	278,574
528	Parking	143,619	93,468	50,151	65%	143,617	63,924	79,693	45%	29,544
561	Innovation Fund	286,497	191,285	95,212	67%	286,497	189,073	97,424	66%	2,212
570	Hayes Child Development Ctr	599,000	350,440	248,560	59%	615,103	416,304	198,799	68%	(65,864)
570	Event Services	267,000	150,296	116,704	56%	250,118	100,219	149,899	40%	50,077
570	Bookstore Commissions	110,000	55,378	54,622	50%	40,000		40,000	0%	55,378
846	Grants in Aid	9,618,822	4,431,603	5,187,219	46%	9,618,822	6,005,145	3,613,677	62%	(1,573,542)
849	Student Loan	4,724,000	1,740,724	2,983,276	37%	4,724,000	2,113,867	2,610,133	45%	(373,143)
850	Work Study	249,414	87,763	161,651	35%	249,414	104,282	145,132	42%	(16,519)
860	CPTC Financial Aid	398,447	271,227	127,220	68%	398,447	72,625	325,822	18%	198,602
Other Subtotal		29,925,247	14,922,927	15,002,320	50%	29,634,884	16,186,013	13,448,871	55%	(1,263,085)
057	State Capital Projects	1,073,000	12,000	1,061,000	1%	1,073,000	12,000	1,061,000	1%	-
060	Capital Projects	1,788,300	199,485	1,588,815	11%	1,788,300	199,485	1,588,815	11%	-
Capital Subtotal		2,861,300	211,485	2,649,815	7%	2,861,300	211,485	2,649,815	7%	-
Total		68,815,409	33,638,873	35,176,537	49%	68,525,046	32,170,636	36,354,410	47%	1,468,236

Prior Year (2017-18)	Budget	YTD	Balance	%Rec	Budget	YTD	Balance	%Exp	Net to Date
Operating	33,969,429	16,276,476	17,692,953	48%	33,969,429	14,939,520	19,029,909	44%	1,336,956
Other Subtotal	60,241,832	45,855,334	14,386,498	76%	59,734,780	27,080,786	32,653,994	45%	18,774,548
Capital Subtotal	2,491,300	931,087	1,560,213	37%	2,491,300	931,087	1,560,213	37%	-
Total	96,702,561	63,062,897	33,639,664	65%	96,195,509	42,951,393	53,244,116	45%	20,111,504

As a percent of this year

141%

187%

140%

134%

Clover Park Technical College
Statement of Expenditures
FY2019-20 Period Ending December 31, 2019
Cumulative beginning July 1, 2019

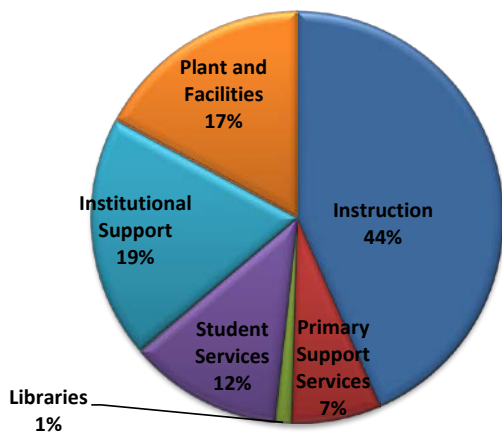
By Program

Program Index	Budget	YTD	Balance	% Expended	2018-2019	% of LYTD
010 Instruction	15,651,139	6,836,375	8,814,764	43.7%	6,210,167	110%
040 Primary Support Services	2,524,787	1,181,450	1,343,338	46.8%	1,113,936	106%
050 Libraries	467,881	236,158	231,723	50.5%	219,986	107%
060 Student Services	4,340,656	1,980,808	2,359,848	45.6%	1,797,318	110%
080 Institutional Support	6,864,399	2,870,401	3,993,998	41.8%	2,784,699	103%
090 Plant and Facilities	6,180,000	2,667,947	3,512,053	43.2%	2,813,414	95%
Total	36,028,862	15,773,139	20,255,723	43.8%	14,939,520	105.6%

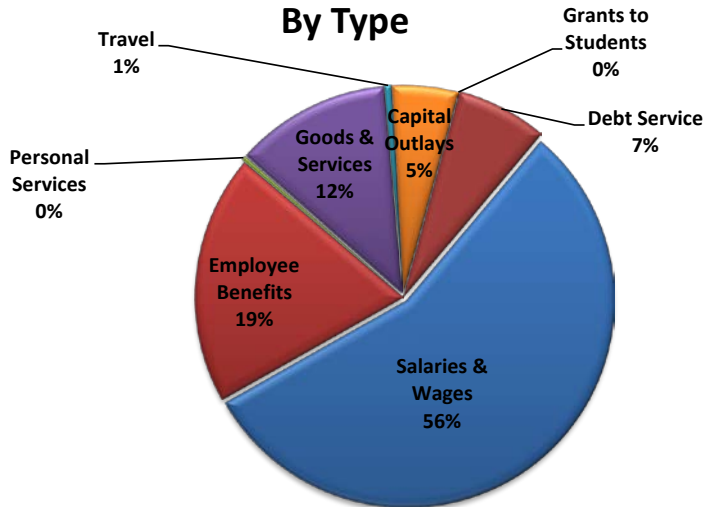
By Type

Expense Type	Budget	YTD	Balance	% Expended	2018-2019	% of LYTD
A Salaries & Wages	20,293,027	9,363,978	10,929,049	46.1%	8,545,490	110%
B Employee Benefits	7,081,881	3,283,032	3,798,849	46.4%	3,040,339	108%
C Personal Services	128,227	90,998	37,229	71.0%	33,291	273%
E Goods & Services	4,382,015	1,837,465	2,544,550	41.9%	1,938,501	95%
G Travel	203,592	47,077	156,515	23.1%	67,786	69%
J Capital Outlays	1,833,531	490,892	1,342,639	26.8%	188,584	260%
N Grants to Students	15,403	5,683	9,720	36.9%	4,315	132%
P Debt Service	2,514,750	759,875	1,754,875	30.2%	998,915	76%
S Interagency Reimbursement	(172,448)	(67,295)	(105,153)	39.0%	(84,198)	80%
T Transfers	(251,116)	(38,566)	(212,550)	15.4%	206,496	-19%
Total	36,028,862	15,773,139	20,255,723	43.8%	14,939,519	105.6%

By Program



By Type



Clover Park Technical College
Statement of Expenditures
Excludes CAMT Debt Service
FY2019-20 Period Ending December 31, 2019
Cumulative beginning July 1, 2019

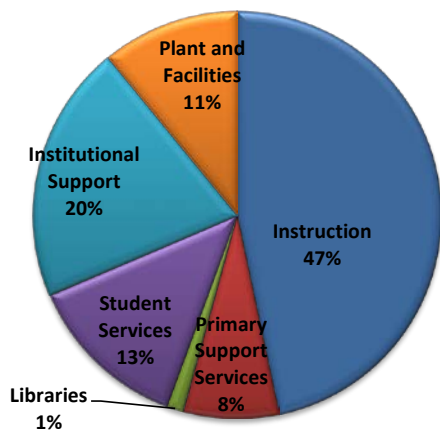
By Program

Program Index	Budget	YTD	Balance	% Expended	2018-2019	% of LYTD
010 Instruction	15,651,139	6,836,375	8,814,764	43.7%	6,210,167	110%
040 Primary Support Services	2,524,787	1,181,450	1,343,338	46.8%	1,113,936	106%
050 Libraries	467,881	236,158	231,723	50.5%	219,986	107%
060 Student Services	4,340,656	1,980,808	2,359,848	45.6%	1,797,318	110%
080 Institutional Support	6,864,399	2,870,401	3,993,998	41.8%	2,784,699	103%
090 Plant and Facilities	3,665,250	1,908,072	1,757,178	52.1%	1,814,499	105%
Total	33,514,112	15,013,264	18,500,848	44.8%	13,940,605	107.7%

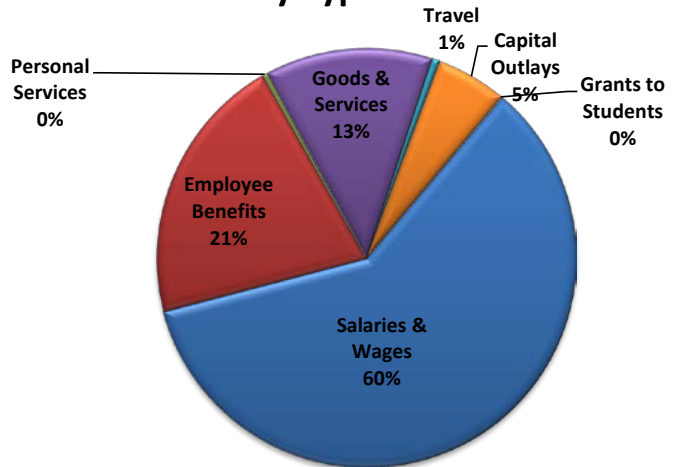
By Type

Expense Type	Budget	YTD	Balance	% Expended	2018-2019	% of LYTD
A Salaries & Wages	20,293,027	9,363,978	10,929,049	46.1%	8,545,490	110%
B Employee Benefits	7,081,881	3,283,032	3,798,849	46.4%	3,040,339	108%
C Personal Services	128,227	90,998	37,229	71.0%	33,291	273%
E Goods & Services	4,382,015	1,837,465	2,544,550	41.9%	1,938,501	95%
G Travel	203,592	47,077	156,515	23.1%	67,786	69%
J Capital Outlays	1,833,531	490,892	1,342,639	26.8%	188,584	260%
N Grants to Students	15,403	5,683	9,720	36.9%	4,315	132%
S Interagency Reimbursement	(172,448)	(67,295)	(105,153)	39.0%	(84,198)	80%
T Transfers	(251,116)	(38,566)	(212,550)	15.4%	206,496	-19%
Total	33,514,112	15,013,264	18,500,848	44.8%	13,940,604	107.7%

By Program



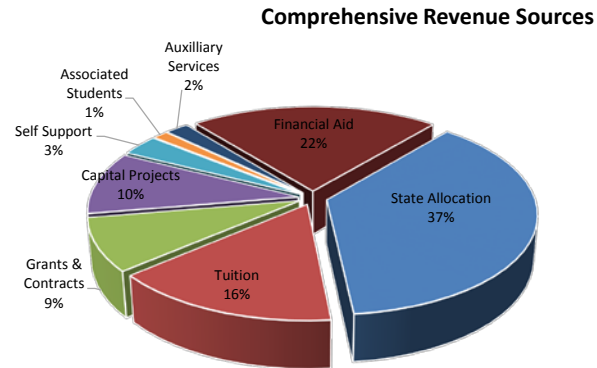
By Type



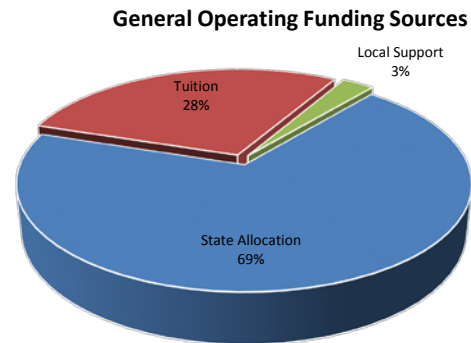
Clover Park Technical College
Statement of Earmarks, Reserves and Proportionate Operational Revenues
FY2019-20 Period Ending December 31, 2019
Cumulative beginning July 1, 2019

Revenues				Balance	% Received	Expenditures		Balance	% Expended	Net to Date
Fund	Description	Budget	YTD			Budget	YTD			
149	90 Operating	9,007,216	14,202,163	(5,194,948)	158%	9,007,216	1,599,983	7,407,233	18%	12,602,180
148	Debt Service (Student Union COP)	4,235,803	4,235,803	-	100%	4,235,803	-	4,235,803	0%	4,235,803
148	Litigation	1,000,000	1,000,000	-	100%	1,000,000	-	1,000,000	0%	1,000,000
148	Local Capital	1,000,000	1,083,797	(83,797)	108%	1,000,000	25,000	975,000	3%	1,058,797
Reserves Subtotal		15,243,019	20,521,763	(5,194,948)	135%	15,243,019	1,624,983	13,618,036	11%	18,896,780
148	ctcLink	156,983	768,239	(611,256)	489%	156,983	66,542	90,441	42%	701,697
148	Tuition Installment Plan	67,597	54,237	13,360	80%	67,597	33,196	34,401	49%	21,041
149	Childcare Support	16,085	16,085	-	100%	16,085	16,085	-	100%	-
Earmark Subtotal		240,665	838,561	(597,896)	348%	240,665	115,823	124,842	48%	722,738
Total		15,483,684	21,360,324	(5,792,844)		15,483,684	1,740,806	13,742,878		19,619,518

College Comprehensive Funding Sources			
Source	Budget	YTD	YTD %
State Allocation	25,499,732	10,785,870	33%
Tuition	10,529,131	7,718,590	23%
Grants & Contracts	5,872,261	2,332,878	7%
Capital Projects	6,940,849	2,937,823	9%
Self Support	2,286,381	1,519,036	5%
Associated Students	911,408	791,756	2%
Auxilliary Services	1,406,116	556,114	2%
Financial Aid	14,990,683	6,531,317	20%
Total	68,436,561	33,173,385	100%



General Operating Funding Sources			
Source	Budget	YTD	YTD %
State Allocation	25,499,732	10,785,870	57%
Tuition	10,529,131	7,718,590	41%
Local Support	1,003,433	487,349	3%
Total	37,032,296	18,991,809	100%



ONE-TIME FUNDS FY 19-20
as of December 31, 2019

		<u>AMT</u>	<u>EXPENSED</u>	<u>BALANCE</u>
<u>FOUNDATION SUPPORT 145-112-3OTM</u>				
HISTOLOGY	TISSUE EMBEDDERS	\$ 33,600	\$ 33,600.00	\$ -
ESTHETICS	2 CELLULITE MACHINES	\$ 9,183	\$ -	\$ 9,183.00
ESTHETICS	BIO-SYNTHESIS LED MACHINES	\$ 6,900	\$ 6,819.84	\$ 80.16
ESTHETICS	BT MICROS, BT ACCENT LED MACHINE, MAGNIFICATION LAMPS, 6 HAND HELD HIGH FREQUENCY DEVICES	\$ 7,857	\$ 7,637.60	\$ 219.40
ESTHETICS	MICRODERM MACHINE	\$ 5,200	\$ 5,138.37	\$ 61.63
ESTHETICS (MASSAGE?)	10 MASSAGE TABLES	\$ 5,165	\$ 5,165.19	\$ (0.19)
DENTAL	LAB REMODEL-FURNITURE	\$ 11,595	\$ 11,595.00	\$ -
		<u>\$ 79,500</u>	<u>\$ 69,956.00</u>	<u>\$ 9,544.00</u>

INSTRUCTION 149-012-3OTM

DENTAL	LAB REMODEL-FURNITURE	\$ 78,405	\$ 67,619.14	\$ 10,785.86
SHC	9 PROJECTORS (CLASSROOM REPLACEMENTS	\$ 18,787	\$ 18,787.00	\$ -
ARCHITECTURE ENG DESIGN	PROJECTORS AND SCREENS	\$ 10,000	\$ 175.82	\$ 9,824.18
AUTOMOTIVE	PROJECTORS	\$ 4,175	\$ 4,175.00	\$ -
ENV. SCIENCES	CLASSROOM PROJECTORS AND SCREENS	\$ 1,648	\$ 1,648.00	\$ -
WELDING	7 TIG WELDING MACHINES/WIRE FEEDERS	\$ 86,189	\$ 85,515.06	\$ 673.94
ENV. SCIENCES	CLASSROOM FURNITURE	\$ 23,200	\$ 22,812.38	\$ 387.62
BIOLOGY	MICROSCOPE FOR INSTRUCTION	\$ 4,500	\$ 2,632.11	\$ 1,867.89
AUTO/COLLISION	SQUEEZE TYPE RESISTANCE SPOT WELDERS	\$ 30,000	\$ 30,000.00	\$ -
AUTOMOTIVE	VEHICLE ALIGNMENT LIFT	\$ 29,659	\$ 29,647.08	\$ 11.92
AUTOMOTIVE	CARE BRAKE LATHE	\$ 11,293	\$ 10,962.52	\$ 330.48
AUTOMOTIVE	SOLVENT TANKS	\$ 12,744	\$ 9,774.81	\$ 2,969.19
AUTOMOTIVE	NEW TIRE MACHINE	\$ 12,255	\$ 12,255.00	\$ (0.00)
AUTOMOTIVE	DRILL PRESES, 4 FLOOR JACKS, 2 TOOLBOXES	\$ 6,534	\$ 5,539.90	\$ 994.10
AUTOMOTIVE	VEHICLE LIFTS	\$ 12,158	\$ 12,158.00	\$ -
AUTOMOTIVE	PARTS WASHER	\$ 10,765	\$ 10,717.91	\$ 47.09
MLT	REPLACE OLD MALFUNCTIONING EQUIPMENT	\$ 14,000	\$ 14,000.00	\$ -
GEN ED	LIBRARY LAB REPLACEMENT	\$ 38,000	\$ -	\$ 38,000.00
INSTRUCTION	PROGRAM DEVELOPMENT	\$ 30,000	\$ -	\$ 30,000.00
PROFESSIONAL PILOT	AIRPLANE	\$ 220,000	\$ -	\$ 220,000.00
		<u>\$ 654,312</u>	<u>\$ 338,419.73</u>	<u>\$ 315,892.27</u>

STUDENT SUCCESS 149-061-3OTM

HAYES CHILDCARE CENTER	FLOOR REPAIR AND UPGRADE	\$ 33,000	\$ -	\$ 33,000.00
HAYES CHILDCARE CENTER	KITCHEN UPGRADE	\$ 37,000	\$ -	\$ 37,000.00
ACCOMODATIONS	DISABILITY RESOURCES FOR CLASSROOM	\$ 28,240	\$ 26,686.52	\$ 1,553.48
STUDENT SUCCESS	OFFICE REMODELS	\$ 101,000	\$ 74,511.71	\$ 26,488.29
HAYES CHILDCARE CENTER	GF SUPPORT	\$ 16,085	\$ 16,085.00	\$ -
HAYES CHILDCARE CENTER	PROCARE	\$ 3,000	\$ -	\$ 3,000.00
		<u>\$ 218,325</u>	<u>\$ 117,283.23</u>	<u>\$ 101,041.77</u>

ADMINISTRATION 149-081-3OTM

SHC	OVERFLOW PARKING FOR EXPANSION	\$ 49,210	\$ -	\$ 49,210.00
ADMIN	OFFICE REMODELS	\$ 210,790	\$ 210,789.98	\$ 0.02
AMINISTRATION	ARCHITECT SUPPORT FOR NEW BUILDING REQUEST	\$ 40,000	\$ -	\$ 40,000.00
TIP	ADD'L FUNDS NEEDED	\$ 8,601	\$ -	\$ 8,601.00
IT DEPT	YEAR1-COMPUTER REFRESH 511 CPU'S	\$ 200,000	\$ 70,347.20	\$ 129,652.80
		<u>\$ 508,601</u>	<u>\$ 281,137.18</u>	<u>\$ 227,463.82</u>

ONE-TIME FUNDS FY 19-20
as of December 31, 2019

		<u>AMT</u>	<u>EXPENSED</u>	<u>BALANCE</u>
<u>STRATEGIC DEVELOPMENT 149-085-3OTM</u>				
MARKETING	FINISH REMAINING PROGRAM VIDEOS	\$ 25,000	\$ -	\$ 25,000.00
E-LEARNING	VIDEO CAPTIONING	\$ 20,000	\$ -	\$ 20,000.00
STRATEGIC DEV	OFFICE REMODELS	\$ 50,000	\$ -	\$ 50,000.00
STRATEGIC DEV	HANOVER RESEARCH CONTRACT (SURVEYS)	\$ 53,500	\$ 49,500.00	\$ 4,000.00
MARKETING	DIRECT MAILER	\$ 15,000	\$ -	\$ 15,000.00
		<u>\$ 163,500</u>	<u>\$ 49,500.00</u>	<u>\$ 114,000.00</u>
<u>AFT-PROF CBA SIGNING BONUS 149-081-3ASB</u>				
ADMINISTRATION	AFT-PROF SIGNING BONUS	\$ 55,245	\$ 55,245.00	\$ -
		<u>\$ 55,245</u>	<u>\$ 55,245.00</u>	<u>\$ -</u>
		\$ 1,679,483	\$ 911,541	\$ 767,942
FY 18-19 CARRY FORWARD FOR AIRPLANE		\$ (220,000)		
EXCESS 90 DAY RESERVES USED		\$ 1,459,483		
AMOUNT FUNDED BY FUND 149		\$ 1,599,983		